

Engine output : 44 PS
Machine weight : 2950 kg

For Earth, For Life
Kubota

KTH4815

KUBOTA COMPACT TELEHANDLER



VERSATILE AND COMPACT

The new Kubota KTH4815 telehandler is a versatile machine developed to work in small spaces. With its spacious cabin but compact size the KTH4815 can operate in a wide range of work spaces with all the comfort for the driver. From farms over greenery services to construction and industry, this machine is a multipurpose tool carrier that can handle heavy loads while also being maneuverable in tight spaces. The new Kubota KTH4815 can lift a load of 1.4 ton at 4.8 meters high which makes it unique in its category.



KUBOTA ORIGINAL ENGINE: POWERFUL, EFFICIENT AND LOW EMISSION

Kubota engine is known for its reliability and durability. It is strong and powerful with respect for the environment especially for noise and emissions.



HYDROSTATIC TRANSMISSION (HST)


The hydrostatic transmission is equipped with an high performance pump which guarantees an efficient transmission of the power to the wheels. The transmission is a permanent 4 WD for maximum traction force. With its two travel speed reaching 25 km/hr and its inching pedal, the KTH4815 responds to all kinds of working conditions.



HEAVY DUTY AXLES


The KUBOTA KTH4815 is fitted with two heavy duty 8 tons capacity axles and heavy planetary end drive to insure good traction power, stability and handling of heavy loads. The differential lock on the front axle (option) is switchable on demand.





SMART COMMUNICATION SYSTEM

The KTH4815 is equipped with a smart communication system that makes maintenance easier. In addition it makes extra options possible.



4.80 m

COMPACTNESS

The Kubota KTH4815 is very compact. With a width and height under 2 meters it can be used in narrow spaces such as old building, parking lots, etc ...



DAILY MAINTENANCE

The bonnet can be widely open which ease the access to all major components such as oil check, radiator, air filter, battery, etc ...

COMFORT



Dashboard

The dashboard gives the driver an easy overview over all important information as well as a diagram of lifting capacity. The user can concentrate fully on the job at hand.



Spacious cabin

The KTH4815 has a spacious, quiet cabin with a large bended windshield, this gives good visibility. The driver has a 360° view. If more visibility is wanted extra mirrors are available in option.



Standard



Option

Multifunctional workspace

The standard joystick is well equipped with all the necessary buttons to operate the machine in total comfort. The driver can switch the driving mode and the speed by fingertip. But also extend the boom and switch between functions with the same hand while never having to let go of the steering wheel with the other hand.




Ventilation system

To keep the driver warm during working in the cold, the KTH4815 has an extensive ventilation system. 3 outlets above the dashboard keep the windows and the driver warm while 1 on the bottom keeps the drivers feet warm. This keeps the KTH4815 comfortable even during the coldest months.

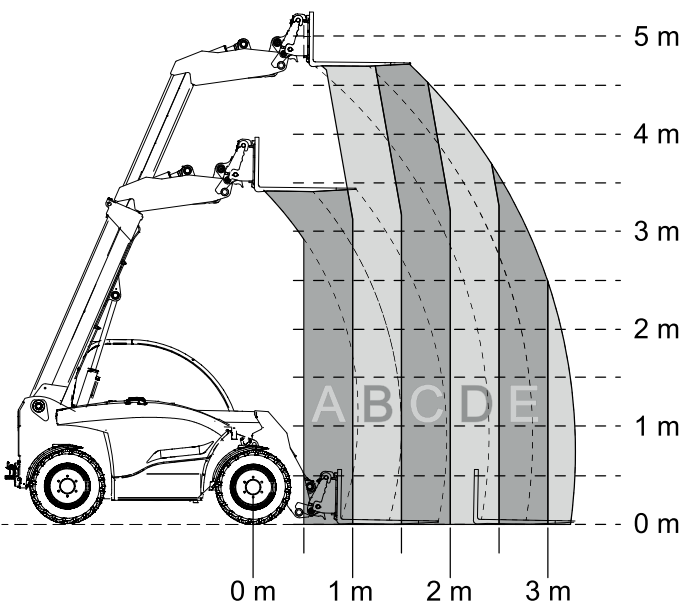
Touchpad

- | | |
|-------------------------------|----------------------|
| 1. Engine start/stop | 6. Worklights back |
| 2. 2-wheel / 4-wheel steering | 7. Rotating beacon |
| 3. (un)lock front attachment | 8. Spray windshield |
| 4. Ventilation | 9. Spray back window |
| 5. Worklights front | 0. Not used |





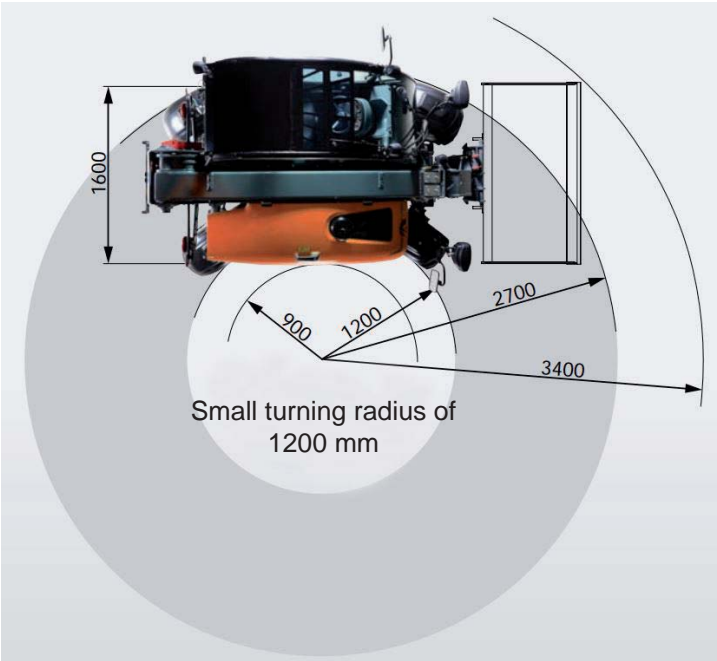
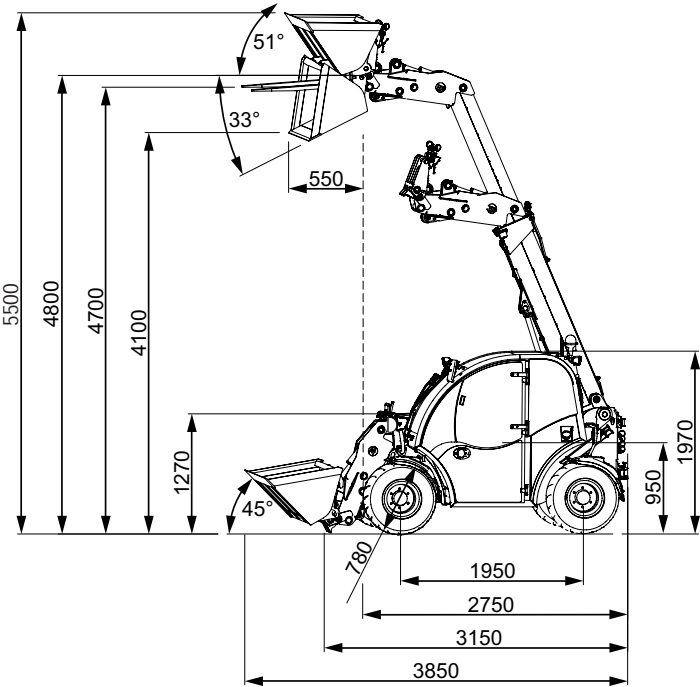
TECHNICAL DATA



TIPPING LOADS

Standard version	A	B	C	D	E
Tipping load (kg)	2 490	1 670	1 255	700	585
Lifting capacity (kg)	1 735	1 165	900	395	330

With counterweight (option)	A	B	C	D	E
Tipping load (kg)	2 870	1 925	1 445	855	710
Lifting capacity (kg)	2 115	1 420	1 090	550	460



Two-wheel steering

Makes it possible to drive steady and steer accurately. Ideal for long distance travel.



Four-wheel steering

Very maneuverable in smaller areas due to the small turning radius.



Crab steer

Easy to drive closely to the wall.

STANDARD EQUIPMENT

Engine

- Kubota original engine turbo
- Double-element air cleaner

Transmission / Steering

- Hydrostatic 4 wheel drive with heavy duty automotive control
- 8 tons axles, heavy planetary end drive
- Disk parking brake
- 4 WS
- 10,00/75-15,3 AS (total width 160cm)

Hydraulic system

- High performance hydraulic pump
- Locking mechanism for all front attachment hydraulic functions
- Inching and brake pedal
- Shuttle switch F/R on the multifunctional lever
- Auxiliary line 1, double acting valve at the front mechanical activated
- Floating position
- Oil cooler

Safety

- Safety roof : ROPS (Roll-Over Protective Structure ISO 3471) / FOPS (Falling Object Protective Structure ISO 3449)
- Lifting eyes
- Working light on fixed arm
- Main switch
- 4 tie down points
- Rupture protection
- Access code to be activated

Comfort

- Luxery seat with safety belt and extended back rest
- Tilttable steering column
- Complete dashboard
- Documents compartment

OPTIONAL EQUIPMENT

Hydraulic system

- 5 Hydraulic possibilities : up to 3 double acting valves controlled mechanically or electrically (ON/OFF or proportional) - *Contact your dealer for more details.*
- Free return front or back
- Leak oil front or back
- Single or double holding function on mechanical controls

Transmission / Steering

- Front differential 100% lockable on demand (holding switch)
- 2 WS / Crab steering
- Hand throttle
- Hand inching

Comfort

- Cabin delux incl windows front, back & right + glass door left + front & rear wiper + heating + 2 WL front + 1 WL back + 1 mirror left + radio + speakers + interior decoration
- Air suspended seat
- Cabin mat

Electric circuit

- Flashing light mounted on the safetyroof
- Traffic lights + 2 mirrors
- 2 camera's (1 on extendable part of lifting arm, 1 rear camera, 7» TFT dispaly)
- 3 pin switchable 12V socket to the front (max. 2,5A)
- 3 pin switchable 12V socket to the back
- 13 pin trailer socket to the back (only in combination with with traffic lights)
- Engine heater 110V kit
- Engine heater 220V kit

Safety

- Buzzer

Others

- Painting 1 or 2 colors
- Counterweight 170 kg
- Different types quick coupler
- Exhaust extension to the rear
- Combination towing hook

* For further information consult your local dealer.

Optional tires	Width machine (mm)
31x15,5-15 AS	1600
31x15,5-15 TR-06	1600
31x15,5-15 SKID	1600
425/40B17 GSP	1640
400/50-15 GRASS	1640

ACCESSORIES



Quick coupler

The KTH4815 is equipped with a hydraulic quick coupler for easy and fast change of attachments.

non-contractual colours

SPECIFICATIONS

Model				KTH4815	
Machine weight			kg	2950	
Operating weight			kg	3025	
Engine	Make			KUBOTA	
	Model			V1505-T	
	Power	PS/rpm		44/2000	
		kW/rpm		33/2000	
	Number of cylinders			4	
	Displacement		cc	1498	
Cooling type			Water		
Transmission	Type			Hydrostatic	
Performance with pallet fork (with counterweight)	Tipping load with pallet fork (ISO14397)	A	kg	2115	
		B	kg	1420	
		C	kg	1090	
	Lifting capacity		kN	16	
	Breakout force		kN	25.4	
Tires	Type			AS (farm)	
	Dimensions			10.0/75-15.3	
Travel speed	km/h			0-7km/h - 0-25km/h	
Auxiliary circuit	Oil flow	ℓ /min		51	
	Oil pressure	bar		230	
Capacity	Fuel tank	ℓ		43	
	Engine oil	ℓ		5.25	
	Hydraulic tank	ℓ		50	
	Cooling system	ℓ		9	

* Machine weight : with 170 kg standard bucket.

* Operating weight : with 75 kg operator and 170 kg standard bucket.

DIMENSIONS

Machine dimensions*	Wheel base	mm	1950
	Overall length without bucket	mm	3135
	Overall length with bucket	mm	3850
	Seat height	mm	950
	Height with safety roof	mm	1970
	Height with cabin	mm	1970
	Dumping height	mm	4100
	Max. height at hinge pin	mm	4800
	Max. lifting height at bucket	mm	5500
	Rollback angle (on the ground)	deg	45°
	Rollback angle at max. lifting height	deg	51°
	Dumping angle	deg	33°
	Max. reach at ground level with std bucket	mm	3060
	Diameter standard tire	mm	760
	Maximum radius external	mm	3400
	Radius at outer edge	mm	2700
	Inside turning radius	mm	1200
	Min. machine width	mm	1570
	Ground clearance	mm	232

* The data have been measured on the standard version.
Specifications are subjects to be changed without notice.



★ All image's shown are for brochure purpose only.
When operating the telehandler, wear clothing and equipment in accordance to local legal and safety regulations.

KUBOTA EUROPE S.A.S.

19 à 25, Rue Jules Vercruysse
Zone Industrielle - B.P. 50088
95101 Argenteuil Cedex France
Téléphone : (33) 01 34 26 34 34
Télécopieur : (33) 01 34 26 34 99
<http://www.kubota-eu.com>

W21PS02688